

# Deployment and Installation Guide

## **GSC-1SDK-AMG-NDM – AMG Switch Integration**

Toby Featherstone / Technical Services /1.0

# Contents

Foreword	4
Abbreviations	4
Preparing the deployment/installation of your integration	5
Important note regarding the deployment of the Genetec products	5
Installation pre-requisites	5
Deploying/installing/ the SDK & API integration	6
Upgrading the SDK & API integration	6
Uninstalling the SDK & API integration	7

Table 1 - Complementary Documentation .....**Error! Bookmark not defined.**

Table 2 - Version History .....4

Table 3 - Abbreviations.....4

# Foreword

The purpose of this document is to describe the prerequisites, deployment/installation and configuration steps, upgrade procedures, and uninstall steps of your SDK & API integration.

Version	Date	Author	Object
1.0	2025/05/01	Toby Featherstone	Initial Draft

Table 1 - Version History

# Abbreviations

Term	Definition
GSC	Genetec Security Center

Table 2 - Abbreviations

This document is the entire property of Genetec. It may be not copied nor released to any tier, even partially, without the expressed approval of Genetec.

## Preparing the deployment/installation of your integration

### Important note regarding the deployment of the Genetec products

There are currently two ways of deploying Genetec products, such as the Security Center unified platform:

- **On-premises:** Installed directly at the customer site and not managed by Genetec.
- **On hosted systems:** Deployed on the cloud and is managed by Genetec.

When integrating with a hosted system, it is critical to know that the SDK & API integration **cannot** be installed/deployed on that system.

The only ways to connect the integration to the hosted system will be through the usage of the Web-based SDK or by deploying/installing the integration on a machine that is **not** part of the hosted system. The integration would then connect to the hosted system through a standard socket.

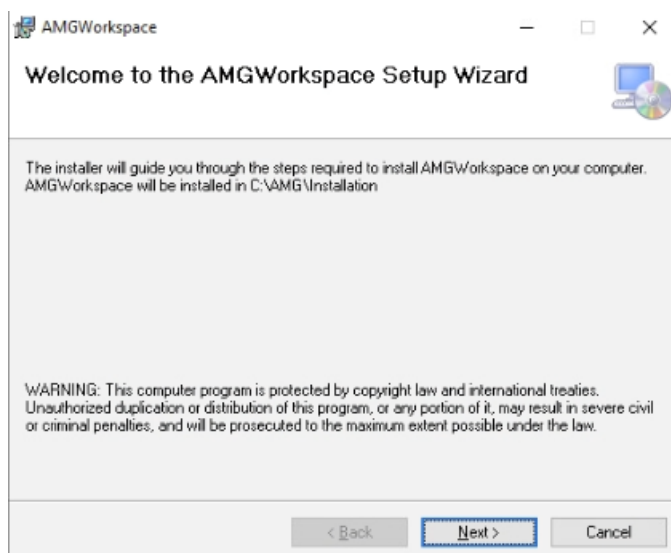
The following guide will give you an overview of the hosted systems provided by Genetec. It also contains the list of requirements that must be taken into consideration: <https://techdocs.genetec.com/r/en-US/Cloud-Hosted-Security-Center-SaaS-Edition-Deployment-Guide-5.11/What-is-Security-Center-SaaS-edition>

### Installation pre-requisites

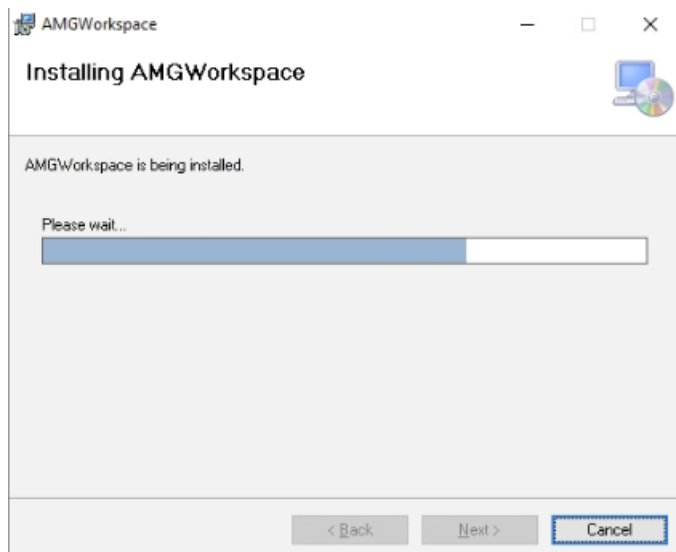
*Security center 5.12 or 5.13 with admin access to Genetec security desk and config tool*

Name	Date modified	Type	Size
AMGSetup.msi	13/11/2025 09:22	Windows Installer ...	51,109 KB
setup.exe	13/11/2025 09:21	Application	537 KB

*After launching the setup application select next to process with the installer*

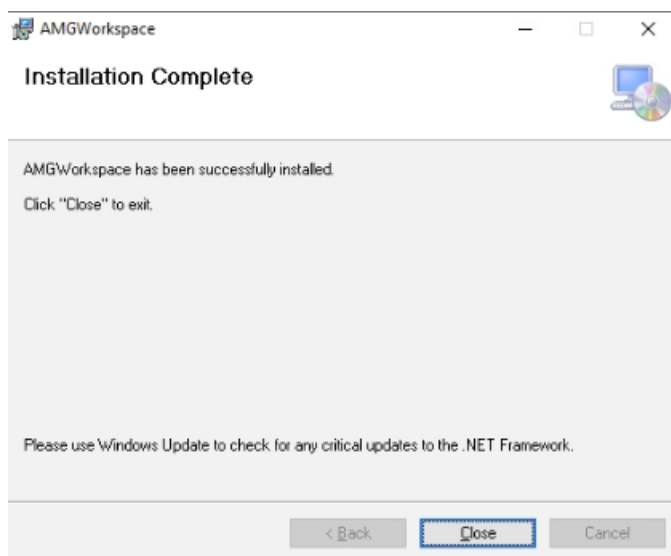


*Wait for setup to complete*



*Please note that the installer will cause Genetec server service to restart during the installation process*

*Close the window once installation is completed*



## Deploying/installing/ the SDK & API integration

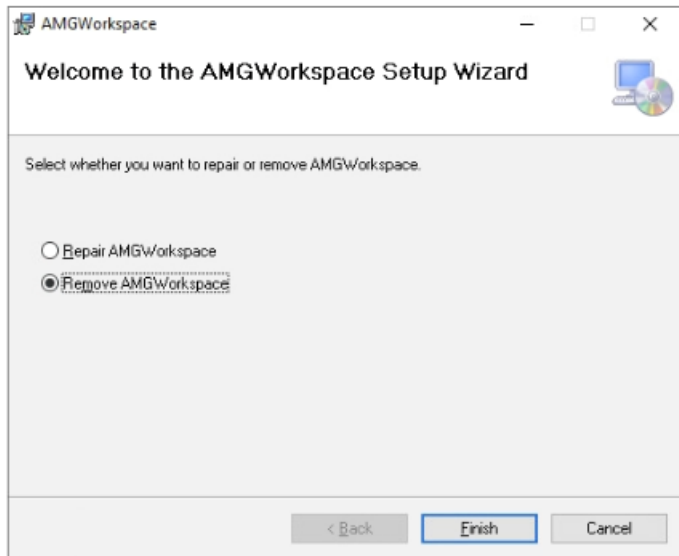
After downloading the AMG-Network device management integration packages locate and run the setep.exe included in the package

## Upgrading the SDK & API integration

Not applicable currently as this is a version 1 installation so there is no upgrade.

## Uninstalling the SDK & API integration

1. Select the *setup.exe* from the installation package and select remove AMGWorkspace from the options in the install wizard (note please remove all AMG entities from genetec prior to completing uninstallation of the integration to prevent orphaned entities)



Select finish and once complete the integration will be removed from the GSC deployment.